


# STOP THE **FEAST OR FAMINE** STRUGGLE



WORKBOOK  
DAY THREE #TASK 3

## Task 3 Day 3

### Harvest Reviews to Build Trust

Today, we'll focus on generating reviews to build credibility. Positive reviews will be one of your most powerful assets in attracting a steady stream of new work.

#### Why is this important?

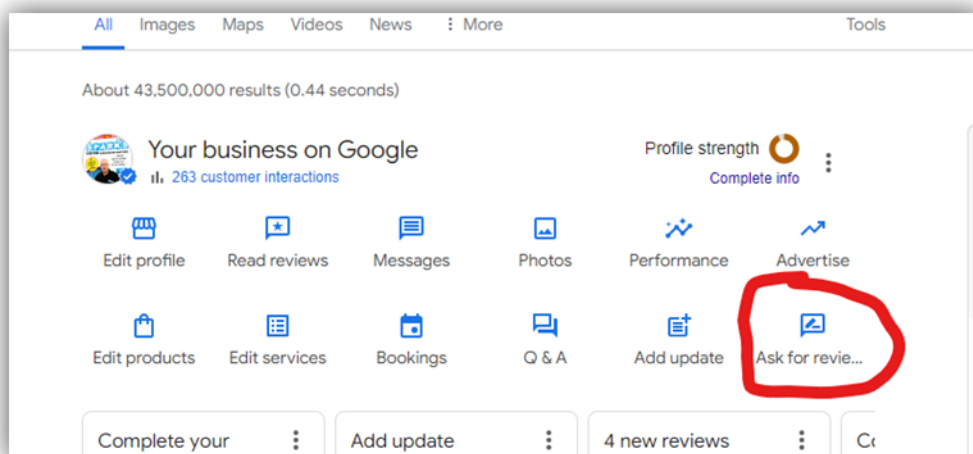
Potential customers trust reviews more than ads. Consistent, positive reviews help you build trust with potential customers, showing that you're reliable and capable.

According to Google 86% of consumers read reviews for local businesses before calling them. It is in your interest to actively work at getting reviews from past customers, you can do this easily by sending out a simple email request.

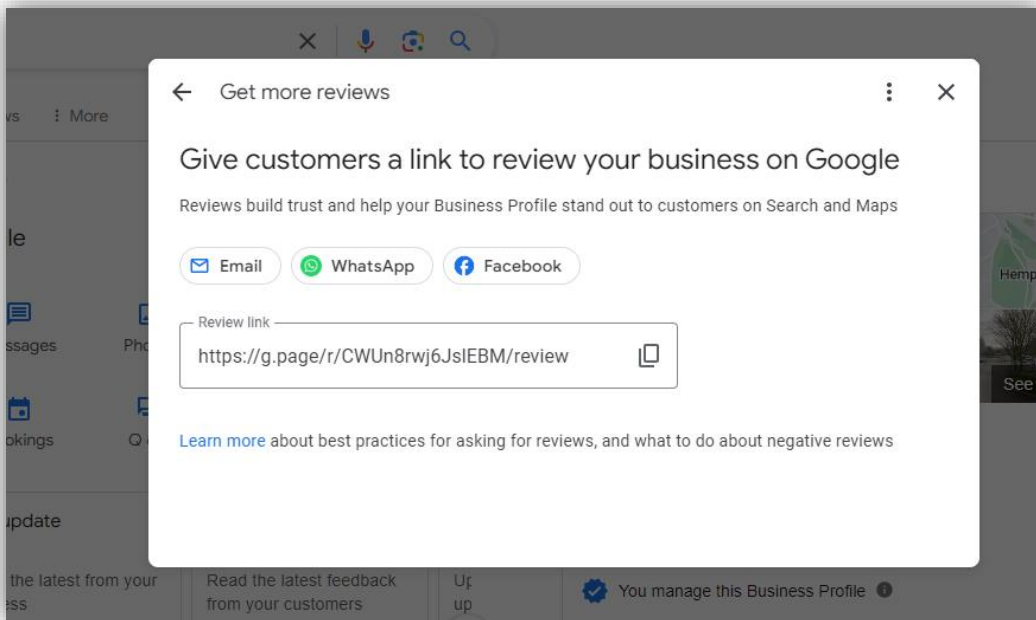
#### Today's Task

##### Step 1: Get Your Google Business Profile Review Link

- Log in to your Google Business Profile Manager.  
Go to <https://business.google.com>
- Go to the home section, scroll down and find the "Ask for reviews" card.

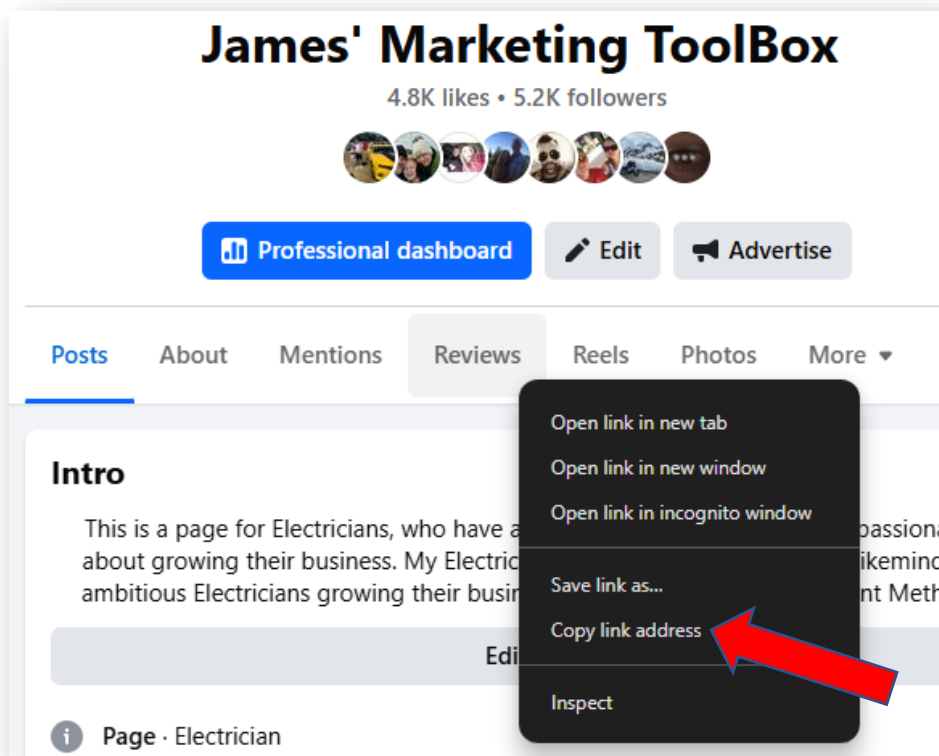


This will then provide you with a link...



## ***If you don't have Google, you can use your Facebook Page Review Link***

- Log in to your Facebook account.
- Navigate to your business page.
- Find your Review Section, right click and copy the link address.



## Step 2: Send a review request to your past 3 customers.

*Sample review request via email.*

Dear [customer's name]

Thank you for choosing me/us to carry out your recent works. I/We really appreciate your business, support and feedback, and value you as a customer.

My/Our goal is to provide the very best service and I/we are always looking for ways to improve. We are looking to gain feedback on our service so that we can enhance your experience and make our customers happy.

I would love to hear your feedback, and I would be incredibly grateful if you could take a couple of minutes to write a quick [Google/Facebook] review for us. This will allow us to improve our service and let others recognise the value we provide.

To submit your review, simply click the link below and let us know what you think.

**(Place you GBP/FB review Link here)**

Thank you so much for taking the time to leave a review. Your feedback is highly appreciated and important to us and I look forward to reading your comments.

Many thanks,

[your name]

### Day 3 Action Steps:

1. Request reviews from past 3 customers.
2. Post a copy of your review request in the group.
3. Post a screenshot of a review you have previously had from a customer.

Remember, to post your comments & screenshot under the comments section of **Today's Task post** and not as a new post in the group.



My Electricians  
**TOOLBOX**



[www.jdewane.com/ToolBox](http://www.jdewane.com/ToolBox)



[james@jdewane.com](mailto:james@jdewane.com)



[@jamestoolbox](https://www.facebook.com/jamestoolbox)